




ANNUAL CONFERENCE REPORTS

Preparation Guidance

PASTORAL REPORTS

PASTOR'S ANNUAL REPORT

- Only minor modifications to the printed presentation
- Data will continue to be collected via online electronic form
- Each Annual Conference has a specific form that is designated for their use
- Links to your form will be available on the AME2.COM website

 Second Episcopal District of the African Methodist Episcopal Church
P. O. Box 34247, Washington, DC 20043
202-842-3788 (Office) + Email Address: 2ndpastorannualreport@gmail.com
James L. Davis, Servant Bishop + Arelis B. Davis, WMS Supervisor

2023 PASTOR'S ANNUAL REPORT - WASHINGTON

Annual Conference: _____
Conference Opening Date: _____
Pastor's Name: _____
Pastor's Address: _____
City: _____ State: _____ Zip Code: _____
Telephone: _____ Email Address: _____
Congressional District No.: _____ Congressperson: _____
County Commissioner: _____
City Mayor: _____
County School Superintendent: _____

NUMERICAL STATISTICS

1. Conversions: _____
2. Accessions: _____
3. Evangelist Goal Projected (Last Year) _____
4. Deaths: _____
5. Baptisms: _____
a. Adults: _____
b. Youth: _____
c. Children: _____
Total Baptisms _____
6. Full Members _____
a. Adults: _____
b. Youth: _____
c. Children: _____
Total Membership _____
7. What was your average church attendance? _____
8. Church School Membership: _____
a. Teachers/Officers _____
b. Infants _____
c. Children _____
d. Youth _____
e. Adults _____
Total Membership _____
9. Registered Voters _____
10. Marriages Performed _____
11. Local Lay Organization Membership _____
12. WMS Membership _____
13. YPD Membership _____
14. SOA Membership _____
15. RAYAC Membership _____
16. Annual Conference Members _____
a. Itinerant Elders/Deacons _____
b. Local Elders/Deacons _____
c. Licensed Evangelists/Missionary _____
d. Retired Elders/Deacons _____
e. Licentiate _____
f. Supernumerary _____
g. Total Members _____
17. Is there a copy of your deed on file with the Annual Conference, in accordance with the Book of Discipline? _____
18. No. of community projects within the church receiving funds from outside the Church? _____
19. What was your local church budget? _____

FINANCIAL STATISTICS

19. Funds Raised for Local Church _____
20. Indebtedness _____
a. Stewards _____
b. Trustees _____
c. Central Budget _____
d. Total Indebtedness _____
21. Church Treasury Balance _____
a. Stewards _____
b. Trustees _____
c. Building Fund _____
d. Central Budget _____
e. Total Treasury Balance _____
22. Pastor's Compensation SECTION DOES NOT DISPLAY ON PUBLIC FORM _____
a. Base Salary _____
b. Housing Allowance _____
c. Requisites (Health Ins, Auto, etc) _____
d. Total Compensation _____
23. PE District Budget _____
a. Annuity Investment and Annuity Insurance _____
b. Pastor _____
24. Receipt on General Budget _____
25. Cash on General Budget _____
26. Total General Budget _____
27. General Conference Support _____
28. Annual Conference Support _____
29. SED Education Fund _____
30. Pre-Offering _____
31. Quadrennial Support _____
32. AC Sustentation for Pastor & Delegate _____
33. Subscriptions _____
a. The Christian Recorder (\$36.00) _____
b. The AME Church Review (\$25.00) _____
c. The Voice of Missions (\$25.00) _____
d. The Journal of Christian Ed. (25.00) _____
e. The Missionary Magazine (25.00) _____
f. The Secret Chamber (\$25.00) _____
g. The YPD Newsletter (\$10.00) _____
Total Subscriptions _____
34. Retirement Support _____

PASTOR'S ANNUAL REPORT MODIFICATION

- Personal information will be redacted from the printed report
- You will still enter the data on the report input form

Pastor's Name: _____
Pastor's Address: **DOES NOT DISPLAY ON PUBLIC FORM**
City: _____ State: _____ Zip Code: _____
Telephone: _____ Email Address: _____

22. Pastor's Compensation **SECTION DOES NOT DISPLAY ON PUBLIC FORM**

a.	Base Salary	\$	_____
b.	Housing Allowance	\$	_____
c.	Requisites (Health Ins, Auto, etc)	\$	_____
d.	Total Compensation	\$	_____

PASTOR'S ANNUAL REPORT MODIFICATION

- Detailed explanations will be provided for the funds raised for the local church.
- Note that each sub-item under **#19 Funds Raised for Local Church** asks for totals based on specific sources

19. Funds Raised for Local Church	
a. Total Raised (Tithes, Offerings, Other).....	\$ _____
b. Total Other Income (Rentals, etc.)	\$ _____
c. Total Rec'd (Grants/Awards/Bequeaths)	\$ _____
d. Total Rec'd Property Sold	\$ _____
e. Total Funds	\$ _____

2022 PASTOR'S ANNUAL REPORT

Annual Conference: _____ Presiding Elder District: _____
Conference Opening Date: _____ Presiding Elder's Name: _____
Pastor's Name: _____ Name of Church: _____
Pastor's Address: _____ Church's Address: _____
City: _____ State: _____ Zip Code: _____ City: _____ State: _____ Zip Code: _____
Telephone: _____ Email Address: _____ Telephone: _____ Website: _____

Congressional District No.: _____ Congressperson: _____ City Mayor: _____
County Commissioner: _____

NUMERIC

1. Conversions: _____
2. Accessions: _____
3. Evangelist Goal Projected: (La _____)
4. Deaths: _____
5. Baptisms: _____
 - a. Adults: _____
 - b. Youth: _____
 - c. Children: _____Total Baptisms _____
6. Full Members _____
 - a. Adults: _____
 - b. Youth: _____
 - c. Children: _____Total Membership _____
7. What was your average church _____
8. Church School Membership: _____
 - a. Teachers/Officers _____
 - b. Infants _____
 - c. Children _____
 - d. Youth _____
 - e. Adults _____Total Membership _____
9. Registered Voters _____
10. Marriages Performed _____
11. Local Lay Organization Membership _____
12. WMS Membership _____
13. YPD Membership _____
14. SOA Membership _____
15. RAYAC Membership _____
16. Annual Conference Members _____
 - a. Itinerant Elders/Deacons _____
 - b. Local Elders/Deacons _____
 - c. Licensed Evangelist/Missionary _____
 - d. Retired Elders/Deacons _____
 - e. Licentiates _____
 - f. Supernumerary _____
 - g. Total Members _____

29. Annual Conference Support \$ _____
30. Education Fund \$ _____
31. Public Offering \$ _____
32. Quadrennial Support \$ _____
33. AC Sustentation for Pastor & Delegate \$ _____

- a. The Christian Recorder (\$36.00) \$ _____
- b. The AME Church Review (\$25.00) \$ _____
- c. The Voice of Missions (\$25.00) \$ _____
- d. The Journal of Christian Ed. (25.00) \$ _____
- e. The Missionary Magazine (25.00) \$ _____
- f. The Secret Chamber (\$25.00) \$ _____
- g. The YPD Newsletter (\$10.00) \$ _____
- Total Subscriptions \$ _____

TABULATION OF FINANICAL REPORTING FIELDS

Questions #25 - 38

General Conference Sustentation	\$	95.00	\$	95.00
Conference Support (Meeting Expense)	\$	125.00	\$	125.00
SED Education Fund	\$	225.00	\$	225.00
Annual Conference Support	\$	260.00	\$	260.00
Annual Conference Pre-Offering		650.00		650.00
Quadrennial Support		125.50		125.50
Retirement Support		100.00		100.00
Amount Due for Founder's Day	\$	2,275.00	\$	2,275.00

ANNUAL CONFERENCE	PREV. ASSESSMENT	ADJUSTMENTS	CURRENT ASSESSMENT
General Budget	\$ 4,387.00		\$ 4,387.00
General Conference Sustentation	\$ 175.00		\$ 175.00
Annual Conference Support	\$ 525.00		\$ 525.00
Annual Conference Pre-Offering	\$ 920.00		\$ 920.00
Sustentation (i.e. Rest and Meal Tickets)	\$ 60.00		\$ 60.00
SED Education Fund	\$ 350.00		\$ 350.00
Periodicals	\$ 171.00		\$ 171.00
Annuity & Insurance (PE)	\$ 375.00		\$ 375.00
Annuity & Insurance (Pastor)	\$ 1,257.00		\$ 1,257.00
Quadrennial Support	\$ 90.50		\$ 90.50
Retirement Support	\$ 100.00		\$ 100.00
Amount Due for Annual Conference	\$ 10,685.50	\$ -	\$ 10,685.50

PLANNING MEETING	PREV. ASSESSMENT	ADJUSTMENTS	CURRENT ASSESSMENT
General Conference Sustentation	\$ 125.00		\$ 125.00
Planning Meeting Expense	\$ 240.00		\$ 240.00
SED Education Fund	\$ 420.00		\$ 420.00
Quadrennial Support	\$ 90.50		\$ 90.50
Amount Due for Planning Meeting	\$ 875.50	\$ -	\$ 875.50

MID-YEAR	PREV. ASSESSMENT	ADJUSTMENTS	CURRENT ASSESSMENT
General Budget	\$ 4,387.00		\$ 4,387.00
General Conference Sustentation	\$ 170.00		\$ 170.00
SED Budget	\$ 655.00		\$ 655.00
SED Education Fund	\$ 125.00		\$ 125.00
Mid-Year Meeting Support	\$ 475.00		\$ 475.00
Annual Conference Support	\$ 320.00		\$ 320.00
Annual Conference Pre-Offering	\$ 650.00		\$ 650.00
Annuity & Insurance (PE)	\$ 375.00		\$ 375.00
Annuity & Insurance (Pastor)	\$ 1,257.00		\$ 1,257.00
Quadrennial Support	\$ 90.50		\$ 90.50

DATA SOURCE

All data for the calculated financial reporting fields can be derived using the Budget Assessment sheet received at the beginning of each conference year

Church:	THRIVING CHURCH A.M.E.	PE District:	ANY DISTRICT 2ED
Pastor: Rev. Dr. ANY PREACHER		PE Name:	REV. DR. ANY ELDER
Total Raised for All Purposes (2020-2021)	\$ 246,621.00		
FOUNDER'S DAY	PREV. ASSESSMENT	ADJUSTMENTS	CURRENT ASSESSMENT
SED Episcopal District Budget	\$ 695.00		\$ 695.00
General Conference Sustentation	\$ 95.00		\$ 95.00
Conference Support (Meeting Expense)	\$ 125.00		\$ 125.00
SED Education Fund	\$ 225.00		\$ 225.00
Annual Conference Support	\$ 260.00		\$ 260.00
Annual Conference Pre-Offering	\$ 650.00		\$ 650.00
Quadrennial Support	\$ 125.50		\$ 125.50
Retirement Support	\$ 100.00		\$ 100.00
Amount Due for Founder's Day	\$ 2,275.00	\$ -	\$ 2,275.00

ANNUAL CONFERENCE	PREV. ASSESSMENT	ADJUSTMENTS	CURRENT ASSESSMENT
General Budget	\$ 4,387.00		\$ 4,387.00
General Conference Sustentation	\$ 175.00		\$ 175.00
Annual Conference Support	\$ 525.00		\$ 525.00
Annual Conference Pre-Offering	\$ 920.00		\$ 920.00
Sustentation (i.e., Reg. and Meal Tickets)	\$ 60.00		\$ 60.00
SED Education Fund	\$ 350.00		\$ 350.00
Periodicals	\$ 171.00		\$ 171.00
Annuity & Insurance (PE)	\$ 375.00		\$ 375.00
Annuity & Insurance (Pastor)	\$ 1,257.00		\$ 1,257.00
Quadrennial Support	\$ 90.50		\$ 90.50
Retirement Support	\$ 100.00		\$ 100.00
Amount Due for Annual Conference	\$ 10,685.50	\$ -	\$ 10,685.50

PLANNING MEETING	PREV. ASSESSMENT	ADJUSTMENTS	CURRENT ASSESSMENT
General Conference Sustentation	\$ 125.00		\$ 125.00
Planning Meeting Expense	\$ 240.00		\$ 240.00
SED Education Fund	\$ 420.00		\$ 420.00
Quadrennial Support	\$ 90.50	\$	\$ 90.50
Amount Due for Planning Meeting	\$ 875.50	\$	\$ 875.50

MID-YEAR	PREV. ASSESSMENT	ADJUSTMENTS	CURRENT ASSESSMENT
General Budget	\$ 4,387.00		\$ 4,387.00
General Conference Sustentation	\$ 170.00		\$ 170.00
SED Budget	\$ 655.00		\$ 655.00
SED Education Fund	\$ 125.00		\$ 125.00
Mid-Year Meeting Support	\$ 475.00		\$ 475.00
Annual Conference Support	\$ 320.00		\$ 320.00
Annual Conference Pre-Offering	\$ 650.00		\$ 650.00
Annuity & Insurance (PE)	\$ 375.00		\$ 375.00
Annuity & Insurance (Pastor)	\$ 1,257.00		\$ 1,257.00
Quadrennial Support	\$ 90.50		\$ 90.50
Retirement Support	\$ 100.00		\$ 100.00
Amount Due for MID-Year	3,414.50	8,523.50 -	\$ 8,523.50
2nd District CONN & District Total	22,359.50		\$ 22,359.50

TOTAL ASSESSMENT REDUCTION \$

#25 - RECEIPTS ON THE GENERAL BUDGET

For this field, use the dollar amount shown for “**General Budget**” under the Current Assessment column of the **Mid-Year Section**.



Church:	THRIVING CHURCH A.M.E.	PE District:	ANY DISTRICT 2ED
Pastor: Rev. Dr. ANY PREACHER		PE Name:	REV. DR. ANY ELDER
Total Raised for All Purposes (2020-2021)	\$ 246,621.00	TEMPORARY	
FOUNDER'S DAY	PREV. ASSESSMENT	ADJUSTMENTS	CURRENT ASSESSMENT
SED Episcopal District Budget	\$ 695.00		\$ 695.00
General Conference Sustentation	\$ 95.00		\$ 95.00
Conference Support (Meeting Expense)	\$ 125.00		\$ 125.00
SED Education Fund	\$ 225.00		\$ 225.00
Annual Conference Support	\$ 260.00		\$ 260.00
Annual Conference Pre-Offering	\$ 650.00		\$ 650.00
Quadrennial Support	\$ 125.50		\$ 125.50
Retirement Support	\$ 100.00		\$ 100.00
Amount Due for Founder's Day	\$ 2,275.00	\$ -	\$ 2,275.00

ANNUAL CONFERENCE	PREV. ASSESSMENT	ADJUSTMENTS	CURRENT ASSESSMENT
General Budget	\$ 4,387.00		\$ 4,387.00
General Conference Sustentation	\$ 175.00		\$ 175.00
Annual Conference Support	\$ 525.00		\$ 525.00
Annual Conference Pre-Offering	\$ 920.00		\$ 920.00
Sustentation (i.e., Reg. and Meal Tickets)	\$ 60.00		\$ 60.00
SED Education Fund	\$ 350.00		\$ 350.00
Periodicals	\$ 171.00		\$ 171.00
Annuity & Insurance (PE)	\$ 375.00		\$ 375.00
Annuity & Insurance (Pastor)	\$ 1,257.00		\$ 1,257.00
Quadrennial Support	\$ 90.50		\$ 90.50
Retirement Support	\$ 100.00		\$ 100.00
Amount Due for Annual Conference	\$ 10,685.50	\$ -	\$ 10,685.50

PLANNING MEETING	PREV. ASSESSMENT	ADJUSTMENTS	CURRENT ASSESSMENT
General Conference Sustentation	\$ 125.00		\$ 125.00
Planning Meeting Expense	\$ 240.00		\$ 240.00
SED Education Fund	\$ 420.00		\$ 420.00
Quadrennial Support	\$ 90.50	\$	\$ 90.50
Amount Due for Planning Meeting	\$ 875.50	\$	\$ 875.50

MID-YEAR	PREV. ASSESSMENT	ADJUSTMENTS	CURRENT ASSESSMENT
General Budget	\$ 4,387.00		\$ 4,387.00
General Conference Sustentation	\$ 170.00		\$ 170.00
SED Budget	\$ 655.00		\$ 655.00
SED Education Fund	\$ 125.00		\$ 125.00
Mid-Year Meeting Support	\$ 475.00		\$ 475.00
Annual Conference Support	\$ 320.00		\$ 320.00
Annual Conference Pre-Offering	\$ 650.00		\$ 650.00
Annuity & Insurance (PE)	\$ 375.00		\$ 375.00
Annuity & Insurance (Pastor)	\$ 1,257.00		\$ 1,257.00
Quadrennial Support	\$ 90.50		\$ 90.50
Retirement Support	\$ 100.00		\$ 100.00
Amount Due for MID-Year	3,414.50	8,523.50 -	\$ 8,523.50
2nd District CONN & District Total	22,359.50		\$ 22,359.50

TOTAL ASSESSMENT REDUCTION \$

#26 – CASH ON GENERAL BUDGET

Use the dollar amount shown for “**General Budget**” in the **Annual Conference Section** under the Current Assessment column.

#27 – TOTAL GENERAL BUDGET

NOTE: DO NOT PUT INFORMATION FOR THIS FIELD ON THE INPUT FORM.

This is a calculated field that will automatically populate on the printed form.



**#25 - Receipts on
General Budget**



**#26 - Cash on
General Budget**



Church:	THRIVING CHURCH A.M.E.		PE District:	ANY DISTRICT 2ED
Pastor: Rev. Dr. ANY PREACHER			PE Name:	REV. DR. ANY ELDER
Total Raised for All Purposes (2020-2021)	\$	246,621.00		
FOUNDER'S DAY	PREV. ASSESSMENT	ADJUSTMENTS	CURRENT ASSESSMENT	
SED Episcopal District Budget	\$	695.00	\$	695.00
General Conference Sustentation	\$	95.00	\$	95.00
Conference Support (Meeting Expense)	\$	125.00	\$	125.00
SED Education Fund	\$	225.00	\$	225.00
Annual Conference Support	\$	260.00	\$	260.00
Annual Conference Pre-Offering	\$	650.00	\$	650.00
Quadrennial Support	\$	125.50	\$	125.50
Retirement Support	\$	100.00	\$	100.00
Amount Due for Founder's Day	\$	2,275.00	\$	2,275.00

ANNUAL CONFERENCE	PREV. ASSESSMENT	ADJUSTMENTS	CURRENT ASSESSMENT	
General Budget	\$	4,387.00	\$	4,387.00
General Conference Sustentation	\$	175.00	\$	175.00
Annual Conference Support	\$	525.00	\$	525.00
Annual Conference Pre-Offering	\$	920.00	\$	920.00
Sustentation (i.e., Reg. and Meal Tickets)	\$	60.00	\$	60.00
SED Education Fund	\$	350.00	\$	350.00
Periodicals	\$	171.00	\$	171.00
Annuity & Insurance (PE)	\$	375.00	\$	375.00
Annuity & Insurance (Pastor)	\$	1,257.00	\$	1,257.00
Quadrennial Support	\$	90.50	\$	90.50
Retirement Support	\$	100.00	\$	100.00
Amount Due for Annual Conference	\$	10,685.50	\$	10,685.50

PLANNING MEETING	PREV. ASSESSMENT	ADJUSTMENTS	CURRENT ASSESSMENT	
General Conference Sustentation	\$	125.00	\$	125.00
Planning Meeting Expense	\$	240.00	\$	240.00
SED Education Fund	\$	420.00	\$	420.00
Quadrennial Support	\$	90.50	\$	90.50
Amount Due for Planning Meeting	\$	875.50	\$	875.50

MID-YEAR	PREV. ASSESSMENT	ADJUSTMENTS	CURRENT ASSESSMENT	
General Budget	\$	4,387.00	\$	4,387.00
General Conference Sustentation	\$	170.00	\$	170.00
SED Budget	\$	655.00	\$	655.00
SED Education Fund	\$	125.00	\$	125.00
Mid-Year Meeting Support	\$	475.00	\$	475.00
Annual Conference Support	\$	320.00	\$	320.00
Annual Conference Pre-Offering	\$	650.00	\$	650.00
Annuity & Insurance (PE)	\$	375.00	\$	375.00
Annuity & Insurance (Pastor)	\$	1,257.00	\$	1,257.00
Quadrennial Support	\$	90.50	\$	90.50
Retirement Support	\$	100.00	\$	100.00
Amount Due for MID-Year	\$	8,523.50	\$	8,523.50
2nd District CONN & District Total	\$	22,359.50	\$	22,359.50

TOTAL ASSESSMENT REDUCTION \$

#28 – GENERAL CONFERENCE SUSTENTATION

Use the dollar amount shown for “**General Conference Sustentation**” in the **Annual Conference Section** under the Current Assessment column.

Church: <u>THRIVING CHURCH A.M.E.</u>	PE District: <u>ANY DISTRICT 2ED</u>
Pastor: <u>Rev. Dr. ANY PREACHER</u>	PE Name: <u>REV. DR. ANY ELDER</u>
Total Raised for All Purposes (2020-2021) <u>\$ 246,621.00</u>	TEMPORARY ADJUSTMENTS
FOUNDER'S DAY	CURRENT ASSESSMENT
SED Episcopal District Budget	\$ 695.00
General Conference Sustentation	\$ 95.00
Conference Support (Meeting Expense)	\$ 125.00
SED Education Fund	\$ 225.00
Annual Conference Support	\$ 260.00
Annual Conference Pre-Offering	\$ 650.00
Quadrennial Support	\$ 125.50
Retirement Support	\$ 100.00
Amount Due for Founder's Day	\$ 2,275.00

ANNUAL CONFERENCE	PREV. ASSESSMENT	ADJUSTMENTS	CURRENT ASSESSMENT
General Budget	\$ 4,387.00		\$ 4,387.00
General Conference Sustentation	\$ 175.00		\$ 175.00
Annual Conference Support	\$ 525.00		\$ 525.00
Annual Conference Pre-Offering	\$ 920.00		\$ 920.00
Sustentation (i.e., Reg. and Meal Tickets)	\$ 60.00		\$ 60.00
SED Education Fund	\$ 350.00		\$ 350.00
Periodicals	\$ 171.00		\$ 171.00
Annuity & Insurance (PE)	\$ 375.00		\$ 375.00
Annuity & Insurance (Pastor)	\$ 1,257.00		\$ 1,257.00
Quadrennial Support	\$ 90.50		\$ 90.50
Retirement Support	\$ 100.00		\$ 100.00
Amount Due for Annual Conference	\$ 10,685.50	\$ -	\$ 10,685.50

PLANNING MEETING	PREV. ASSESSMENT	ADJUSTMENTS	CURRENT ASSESSMENT
General Conference Sustentation	\$ 125.00		\$ 125.00
Planning Meeting Expense	\$ 240.00		\$ 240.00
SED Education Fund	\$ 420.00		\$ 420.00
Quadrennial Support	\$ 90.50	\$	\$ 90.50
Amount Due for Planning Meeting	\$ 875.50	\$	\$ 875.50

MID-YEAR	PREV. ASSESSMENT	ADJUSTMENTS	CURRENT ASSESSMENT
General Budget	\$ 4,387.00		\$ 4,387.00
General Conference Sustentation	\$ 170.00		\$ 170.00
SED Budget	\$ 655.00		\$ 655.00
SED Education Fund	\$ 125.00		\$ 125.00
Mid-Year Meeting Support	\$ 475.00		\$ 475.00
Annual Conference Support	\$ 320.00		\$ 320.00
Annual Conference Pre-Offering	\$ 650.00		\$ 650.00
Annuity & Insurance (PE)	\$ 375.00		\$ 375.00
Annuity & Insurance (Pastor)	\$ 1,257.00		\$ 1,257.00
Quadrennial Support	\$ 90.50		\$ 90.50
Retirement Support	\$ 100.00		\$ 100.00
Amount Due for MID-Year	3,414.50	8,523.50 -	\$ 8,523.50
2nd District CONN & District Total	22,359.50		\$ 22,359.50

TOTAL ASSESSMENT REDUCTION \$

#28 — ANNUAL CONFERENCE SUPPORT

Use the dollar amount shown for “**Annual Conference Support**” in the **Annual Conference Section** under the Current Assessment column.

General Conference Sustentation	\$ 95.00		\$ 95.00
Conference Support (Meeting Expense)	\$ 125.00		\$ 125.00
SED Education Fund	\$ 225.00		\$ 225.00
Annual Conference Support	\$ 260.00		\$ 260.00
Annual Conference Pre-Offering	650.00		\$ 650.00
Quadrennial Support	125.50		\$ 125.50
Retirement Support	100.00		\$ 100.00
Amount Due for Founder's Day	\$ 2,275.00	\$ -	\$ 2,275.00

ANNUAL CONFERENCE	PREV. ASSESSMENT	ADJUSTMENTS	CURRENT ASSESSMENT
General Budget	\$ 4,387.00		\$ 4,387.00
General Conference Sustentation	\$ 175.00		\$ 175.00
Annual Conference Support	\$ 525.00		\$ 525.00
Annual Conference Pre-Offering	\$ 920.00		\$ 920.00
Sustentation (i.e., Reg. and Meal Tickets)	\$ 60.00		\$ 60.00
SED Education Fund	\$ 350.00		\$ 350.00
Periodicals	\$ 171.00		\$ 171.00
Annuity & Insurance (PE)	\$ 375.00		\$ 375.00
Annuity & Insurance (Pastor)	\$ 1,257.00		\$ 1,257.00
Quadrennial Support	\$ 90.50		\$ 90.50
Retirement Support	\$ 100.00		\$ 100.00
Amount Due for Annual Conference	\$ 10,685.50	\$ -	\$ 10,685.50

PLANNING MEETING	PREV. ASSESSMENT	ADJUSTMENTS	CURRENT ASSESSMENT
General Conference Sustentation	\$ 125.00		\$ 125.00
Planning Meeting Expense	\$ 240.00		\$ 240.00
SED Education Fund	\$ 420.00		\$ 420.00
Quadrennial Support	\$ 90.50	\$	\$ 90.50
Amount Due for Planning Meeting	\$ 875.50	\$	\$ 875.50

MD-YEAR	PREV. ASSESSMENT	ADJUSTMENTS	CURRENT ASSESSMENT
General Budget	\$ 4,387.00		\$ 4,387.00
General Conference Sustentation	\$ 170.00		\$ 170.00
SED Budget	\$ 655.00		\$ 655.00
SED Education Fund	\$ 125.00		\$ 125.00
Mid-Year Meeting Support	\$ 475.00		\$ 475.00
Annual Conference Support	\$ 320.00		\$ 320.00
Annual Conference Pre-Offering	\$ 650.00		\$ 650.00
Annuity & Insurance (PE)	\$ 375.00		\$ 375.00
Annuity & Insurance (Pastor)	\$ 1,257.00		\$ 1,257.00
Quadrennial Support	\$ 90.50		\$ 90.50

#30 – EDUCATION FUND

Use the dollar amount shown for “**SED Education Fund**” in the **Annual Conference Section** under the Current Assessment column.

General Conference Sustentation	\$	95.00	\$	95.00
Conference Support (Meeting Expense)	\$	125.00	\$	125.00
SED Education Fund	\$	225.00	\$	225.00
Annual Conference Support	\$	260.00	\$	260.00
Annual Conference Pre-Offering		650.00	\$	650.00
Quadrennial Support		125.50	\$	125.50
Retirement Support		100.00	\$	100.00
Amount Due for Founder's Day	\$	2,275.00	\$	2,275.00

ANNUAL CONFERENCE	PREV. ASSESSMENT	ADJUSTMENTS	CURRENT ASSESSMENT
General Budget	\$ 4,387.00		\$ 4,387.00
General Conference Sustentation	\$ 175.00		\$ 175.00
Annual Conference Support	\$ 525.00		\$ 525.00
Annual Conference Pre-Offering	\$ 920.00		\$ 920.00
Sustentation (i.e., Reg. and Meal Tickets)	\$ 60.00		\$ 60.00
SED Education Fund	\$ 350.00		\$ 350.00
Periodicals	\$ 171.00		\$ 171.00
Annuity & Insurance (PE)	\$ 375.00		\$ 375.00
Annuity & Insurance (Pastor)	\$ 1,257.00		\$ 1,257.00
Quadrennial Support	\$ 90.50		\$ 90.50
Retirement Support	\$ 100.00		\$ 100.00
Amount Due for Annual Conference	\$ 10,685.50	\$ -	\$ 10,685.50

PLANNING MEETING	PREV. ASSESSMENT	ADJUSTMENTS	CURRENT ASSESSMENT
General Conference Sustentation	\$ 125.00		\$ 125.00
Planning Meeting Expense	\$ 240.00		\$ 240.00
SED Education Fund	\$ 420.00		\$ 420.00
Quadrennial Support	\$ 90.50	\$	90.50
Amount Due for Planning Meeting	\$ 875.50	\$	\$ 875.50

MD-YEAR	PREV. ASSESSMENT	ADJUSTMENTS	CURRENT ASSESSMENT
General Budget	\$ 4,387.00		\$ 4,387.00
General Conference Sustentation	\$ 170.00		\$ 170.00
SED Budget	\$ 655.00		\$ 655.00
SED Education Fund	\$ 125.00		\$ 125.00
Mid-Year Meeting Support	\$ 475.00		\$ 475.00
Annual Conference Support	\$ 320.00		\$ 320.00
Annual Conference Pre-Offering	\$ 650.00		\$ 650.00
Annuity & Insurance (PE)	\$ 375.00		\$ 375.00
Annuity & Insurance (Pastor)	\$ 1,257.00		\$ 1,257.00
Quadrennial Support	\$ 90.50		\$ 90.50

#31 – PUBLIC OFFERING

Use the dollar amount shown for “**Annual Conference Pre-Offering**” in the **Annual Conference Section** under the Current Assessment column.

Church: THRIVING CHURCH A.M.E. PE District: ANY DISTRICT 2ED
 Pastor: Rev. Dr. ANY PREACHER PE Name: REV DR. ANY ELDER

Total Raised for All Purposes (2020-2021) \$ 246,621.00

FOUNDER'S DAY	PREV. ASSESSMENT	ADJUSTMENTS	CURRENT ASSESSMENT
SED Episcopal District Budget	\$ 695.00		\$ 695.00
General Conference Sustentation	\$ 95.00		\$ 95.00
Conference Support (Meeting Expense)	\$ 125.00		\$ 125.00
SED Education Fund	\$ 225.00		\$ 225.00
Annual Conference Support	\$ 260.00		\$ 260.00
Annual Conference Pre-Offering	\$ 650.00		\$ 650.00
Quadrennial Support	\$ 125.50		\$ 125.50
Retirement Support	\$ 100.00		\$ 100.00
Amount Due for Founder's Day	\$ 2,275.00	\$ -	\$ 2,275.00

ANNUAL CONFERENCE	PREV. ASSESSMENT	ADJUSTMENTS	CURRENT ASSESSMENT
General Budget	\$ 4,387.00		\$ 4,387.00
General Conference Sustentation	\$ 175.00		\$ 175.00
Annual Conference Support	\$ 525.00		\$ 525.00
Annual Conference Pre-Offering	\$ 920.00		\$ 920.00
Sustentation (i.e., Reg. and Meal Tickets)	\$ 60.00		\$ 60.00
SED Education Fund	\$ 350.00		\$ 350.00
Periodicals	\$ 171.00		\$ 171.00
Annuity & Insurance (PE)	\$ 375.00		\$ 375.00
Annuity & Insurance (Pastor)	\$ 1,257.00		\$ 1,257.00
Quadrennial Support	\$ 90.50		\$ 90.50
Retirement Support	\$ 100.00		\$ 100.00
Amount Due for Annual Conference	\$ 10,685.50	\$ -	\$ 10,685.50

PLANNING MEETING	PREV. ASSESSMENT	ADJUSTMENTS	CURRENT ASSESSMENT
General Conference Sustentation	\$ 125.00		\$ 125.00
Planning Meeting Expense	\$ 240.00		\$ 240.00
SED Education Fund	\$ 420.00		\$ 420.00
Quadrennial Support	\$ 90.50		\$ 90.50
Amount Due for Planning Meeting	\$ 875.50	\$ -	\$ 875.50

MID-YEAR	PREV. ASSESSMENT	ADJUSTMENTS	CURRENT ASSESSMENT
General Budget	\$ 4,387.00		\$ 4,387.00
General Conference Sustentation	\$ 170.00		\$ 170.00
SED Budget	\$ 655.00		\$ 655.00
SED Education Fund	\$ 125.00		\$ 125.00
Mid-Year Meeting Support	\$ 475.00		\$ 475.00

#32 – QUADRENNIAL SUPPORT

Use the dollar amount shown for “**Quadrennial Support**” in the **Annual Conference Section** under the Current Assessment column.



General Conference Sustentation	\$	95.00	\$	95.00
Conference Support (Meeting Expense)	\$	125.00	\$	125.00
SED Education Fund	\$	225.00	\$	225.00
Annual Conference Support	\$	260.00	\$	260.00
Annual Conference Pre-Offering		650.00	\$	650.00
Quadrennial Support		125.50	\$	125.50
Retirement Support		100.00	\$	100.00
Amount Due for Founder's Day	\$	2,275.00	\$	2,275.00

ANNUAL CONFERENCE	PREV. ASSESSMENT	ADJUSTMENTS	CURRENT ASSESSMENT
General Budget	\$ 4,387.00		\$ 4,387.00
General Conference Sustentation	\$ 175.00		\$ 175.00
Annual Conference Support	\$ 525.00		\$ 525.00
Annual Conference Pre-Offering	\$ 920.00		\$ 920.00
Sustentation (i.e., Reg. and Meal Tickets)	\$ 60.00		\$ 60.00
SED Education Fund	\$ 350.00		\$ 350.00
Periodicals	\$ 171.00		\$ 171.00
Annuity & Insurance (PE)	\$ 375.00		\$ 375.00
Annuity & Insurance (Pastor)	\$ 1,257.00		\$ 1,257.00
Quadrennial Support	\$ 90.50		\$ 90.50
Retirement Support	\$ 100.00		\$ 100.00
Amount Due for Annual Conference	\$ 10,685.50	\$ -	\$ 10,685.50

PLANNING MEETING	PREV. ASSESSMENT	ADJUSTMENTS	CURRENT ASSESSMENT
General Conference Sustentation	\$ 125.00		\$ 125.00
Planning Meeting Expense	\$ 240.00		\$ 240.00
SED Education Fund	\$ 420.00		\$ 420.00
Quadrennial Support	\$ 90.50	\$	90.50
Amount Due for Planning Meeting	\$ 875.50	\$	\$ 875.50

MD-YEAR	PREV. ASSESSMENT	ADJUSTMENTS	CURRENT ASSESSMENT
General Budget	\$ 4,387.00		\$ 4,387.00
General Conference Sustentation	\$ 170.00		\$ 170.00
SED Budget	\$ 655.00		\$ 655.00
SED Education Fund	\$ 125.00		\$ 125.00
Mid-Year Meeting Support	\$ 475.00		\$ 475.00
Annual Conference Support	\$ 320.00		\$ 320.00
Annual Conference Pre-Offering	\$ 650.00		\$ 650.00
Annuity & Insurance (PE)	\$ 375.00		\$ 375.00
Annuity & Insurance (Pastor)	\$ 1,257.00		\$ 1,257.00
Quadrennial Support	\$ 90.50		\$ 90.50

#33 – AC SUSTENTATION FOR PASTOR & DELEGATE

Use the information provided on the **Sustentation** line under the **Annual Conference Section**.

General Conference Sustentation	\$ 95.00		\$ 95.00
Conference Support (Meeting Expense)	\$ 125.00		\$ 125.00
SED Education Fund	\$ 225.00		\$ 225.00
Annual Conference Support	\$ 260.00		\$ 260.00
Annual Conference Pre-Offering	650.00		\$ 650.00
Quadrennial Support	125.50		\$ 125.50
Retirement Support	100.00		\$ 100.00
Amount Due for Founder's Day	\$ 2,275.00	\$ -	\$ 2,275.00

ANNUAL CONFERENCE	PREV. ASSESSMENT	ADJUSTMENTS	CURRENT ASSESSMENT
General Budget	\$ 4,387.00		\$ 4,387.00
General Conference Sustentation	\$ 175.00		\$ 175.00
Annual Conference Support	\$ 525.00		\$ 525.00
Annual Conference Pre-Offering	\$ 920.00		\$ 920.00
Sustentation (i.e., Reg. and Meal Tickets)	\$ 60.00		\$ 60.00
SED Education Fund	\$ 350.00		\$ 350.00
Periodicals	\$ 171.00		\$ 171.00
Annuity & Insurance (PE)	\$ 375.00		\$ 375.00
Annuity & Insurance (Pastor)	\$ 1,257.00		\$ 1,257.00
Quadrennial Support	\$ 90.50		\$ 90.50
Retirement Support	\$ 100.00		\$ 100.00
Amount Due for Annual Conference	\$ 10,685.50	\$ -	\$ 10,685.50

PLANNING MEETING	PREV. ASSESSMENT	ADJUSTMENTS	CURRENT ASSESSMENT
General Conference Sustentation	\$ 125.00		\$ 125.00
Planning Meeting Expense	\$ 240.00		\$ 240.00
SED Education Fund	\$ 420.00		\$ 420.00
Quadrennial Support	\$ 90.50	\$	\$ 90.50
Amount Due for Planning Meeting	\$ 875.50	\$	\$ 875.50

MID-YEAR	PREV. ASSESSMENT	ADJUSTMENTS	CURRENT ASSESSMENT
General Budget	\$ 4,387.00		\$ 4,387.00
General Conference Sustentation	\$ 170.00		\$ 170.00
SED Budget	\$ 655.00		\$ 655.00
SED Education Fund	\$ 125.00		\$ 125.00
Mid-Year Meeting Support	\$ 475.00		\$ 475.00
Annual Conference Support	\$ 320.00		\$ 320.00
Annual Conference Pre-Offering	\$ 650.00		\$ 650.00
Annuity & Insurance (PE)	\$ 375.00		\$ 375.00
Annuity & Insurance (Pastor)	\$ 1,257.00		\$ 1,257.00
Quadrennial Support	\$ 90.50		\$ 90.50

#34 – SUBSCRIPTIONS

Use the information provided on the **Periodicals** line under the **Annual Conference Section**.

NOTE: Use only the amount provided here even if you have additional periodicals that you purchase for the church.

General Conference Sustentation	\$ 95.00		\$ 95.00
Conference Support (Meeting Expense)	\$ 125.00		\$ 125.00
SED Education Fund	\$ 225.00		\$ 225.00
Annual Conference Support	\$ 260.00		\$ 260.00
Annual Conference Pre-Offering	650.00		\$ 650.00
Quadrennial Support	125.50		\$ 125.50
Retirement Support	100.00		\$ 100.00
Amount Due for Founder's Day	\$ 2,275.00	\$ -	\$ 2,275.00

ANNUAL CONFERENCE	PREV. ASSESSMENT	ADJUSTMENTS	CURRENT ASSESSMENT
General Budget	\$ 4,387.00		\$ 4,387.00
General Conference Sustentation	\$ 175.00		\$ 175.00
Annual Conference Support	\$ 525.00		\$ 525.00
Annual Conference Pre-Offering	\$ 920.00		\$ 920.00
Sustentation (i.e., Reg. and Meal Tickets)	\$ 60.00		\$ 60.00
SED Education Fund	\$ 350.00		\$ 350.00
Periodicals	\$ 171.00		\$ 171.00
Annuity & Insurance (PE)	\$ 375.00		\$ 375.00
Annuity & Insurance (Pastor)	\$ 1,257.00		\$ 1,257.00
Quadrennial Support	\$ 90.50		\$ 90.50
Retirement Support	\$ 100.00		\$ 100.00
Amount Due for Annual Conference	\$ 10,685.50	\$ -	\$ 10,685.50

PLANNING MEETING	PREV. ASSESSMENT	ADJUSTMENTS	CURRENT ASSESSMENT
General Conference Sustentation	\$ 125.00		\$ 125.00
Planning Meeting Expense	\$ 240.00		\$ 240.00
SED Education Fund	\$ 420.00		\$ 420.00
Quadrennial Support	\$ 90.50	\$	\$ 90.50
Amount Due for Planning Meeting	\$ 875.50	\$	\$ 875.50

MID-YEAR	PREV. ASSESSMENT	ADJUSTMENTS	CURRENT ASSESSMENT
General Budget	\$ 4,387.00		\$ 4,387.00
General Conference Sustentation	\$ 170.00		\$ 170.00
SED Budget	\$ 655.00		\$ 655.00
SED Education Fund	\$ 125.00		\$ 125.00
Mid-Year Meeting Support	\$ 475.00		\$ 475.00
Annual Conference Support	\$ 320.00		\$ 320.00
Annual Conference Pre-Offering	\$ 650.00		\$ 650.00
Annuity & Insurance (PE)	\$ 375.00		\$ 375.00
Annuity & Insurance (Pastor)	\$ 1,257.00		\$ 1,257.00
Quadrennial Support	\$ 90.50		\$ 90.50

#34 – SUBSCRIPTIONS

Use the information provided on the **Periodicals** line under the **Annual Conference Section**.

NOTE: Use only the amount provided here even if you have additional periodicals that you purchase for the church.

#38 – TOTAL BROUGHT TO ANNUAL CONFERENCE

NOTE: DO NOT ENTER
INFORMATION FOR THIS
FIELD ON THE INPUT
FORM.

This is a calculated field
that will automatically
populate on the printed
form.





VIRTUAL METRICS REPORT

LOCATING METRICS DATA

VIRTUAL METRICS REPORT

- Simplified data collection requirements
- Data will be collected via online electronic form
- Each Annual Conference has a specific form that is designated for their use
- Links to your form will be available on the **AME2.COM** website

Second Episcopal District of the African Methodist Episcopal Church
P. O. Box 31217, Washington, DC 20013
202 812-3788 (Office) + Email Address: 2ndpastorannualreport@gmail.com
James L. Davis, Servant Bishop + **Arletis B. Davis**, WAIS Supervisor

2024 VIRTUAL METRICS REPORT

Annual Conference: _____
Conference Opening Date: _____
Pastor's Name: _____
Pastor's Address: _____ DOES NOT APPEAR ON PUBLIC FORM
City: _____ State: _____ Zip Code: _____
Telephone: _____ Email Address: _____

Presiding Elder District: _____
Presiding Elder's Name: _____
Name of Church: _____
Church's Address: _____
City: _____ State: _____ Zip Code: _____
Telephone: _____ Website: _____

Which platform(s) does the congregation regularly use for worship during the pandemic? ☐ Church Website ☐ Phone/Teleconference ☐ In Person/Parking Lot ☐ Other virtual platform? _____
Who is the owner of the virtual platforms used for broadcasting worship services? _____ Pastor _____ Church _____ Other _____
If owned by Church, are login credentials for platform known or accessible to at least one officer in the church? _____ Yes _____ No
If owned by Pastor or Other, is a plan in place to transition access to church if needed? _____ Yes _____ No

VIRTUAL CHURCH OVERVIEW

- Total number of conversions from all virtual platforms? _____
- Total number of accessions from all virtual platforms? _____
a. If yes, by how many people? _____ Yes _____ No
- Has your weekly bible study numbers increased? ☐ Yes ☐ No
a. If yes, by how many people? _____
- What new ministries have you been able to implement to be a blessing to your church and community?

- How did the congregation regularly receive offerings during the pandemic?
☐ Cash App ☐ Givify ☐ PayPal ☐ Text-to-Give
☐ Tithe.ly ☐ Church Website ☐ US Mail ☐ Drop Off
☐ Other: _____
- Have you experienced an increase/decrease in giving since last Annual Conference? Amt of increase \$ _____ Decrease \$ _____
- Have you applied for and/or received any government stimulus money? _____ Total amount received? _____
- As we continue to navigate the need for virtual church experiences, what training or professional development needs do you have that the church can assist you with?

VIRTUAL WORSHIP METRICS

Zoom Engagement
Services per week? _____ Average participation per service? _____
When did you launch your first service (month/year)? _____

Facebook Engagement
Services per week? _____ Average views per week? _____
12 Month Audience Reach? _____ Avg concurrent viewers? _____
When did you launch your first service (month/year)? _____

YouTube Engagement
Services per week? _____ Avg. watch time per service? _____
Avg. engagement per week? _____ Avg. viewers per week? _____
Number of subscribers? _____ When did you launch your first service (month/year)? _____

Website Engagement
Services per week? _____ Avg. pageviews per service? _____
Avg. visitors p/week? _____ Avg. engagement p/week? _____
When did you launch your first service (month/year)? _____

Teleconference Engagement
Services per week? _____ Avg. callers per service? _____
When did you launch your first service (month/year)? _____

Other Virtual Platform Engagement
Which platform(s)? _____
Services per week? _____ Avg. participants per service? _____
Average engagement time per week? _____
When did you launch your first service (month/year)? _____

6. Have you experienced an increase/decrease in giving since last Annual Conference? Amt of increase \$ Decrease \$

REPORTING GIVING CHANGES

Simplified
response required

Reporting
financial changes
in dollars instead
of percentages

Compares this
year's total income
to the giving from
the previous year

METRICS REPORTING

Zoom Engagement

Facebook Engagement

YouTube Engagement

Website Engagement

Teleconference

Other

Facebook Engagement

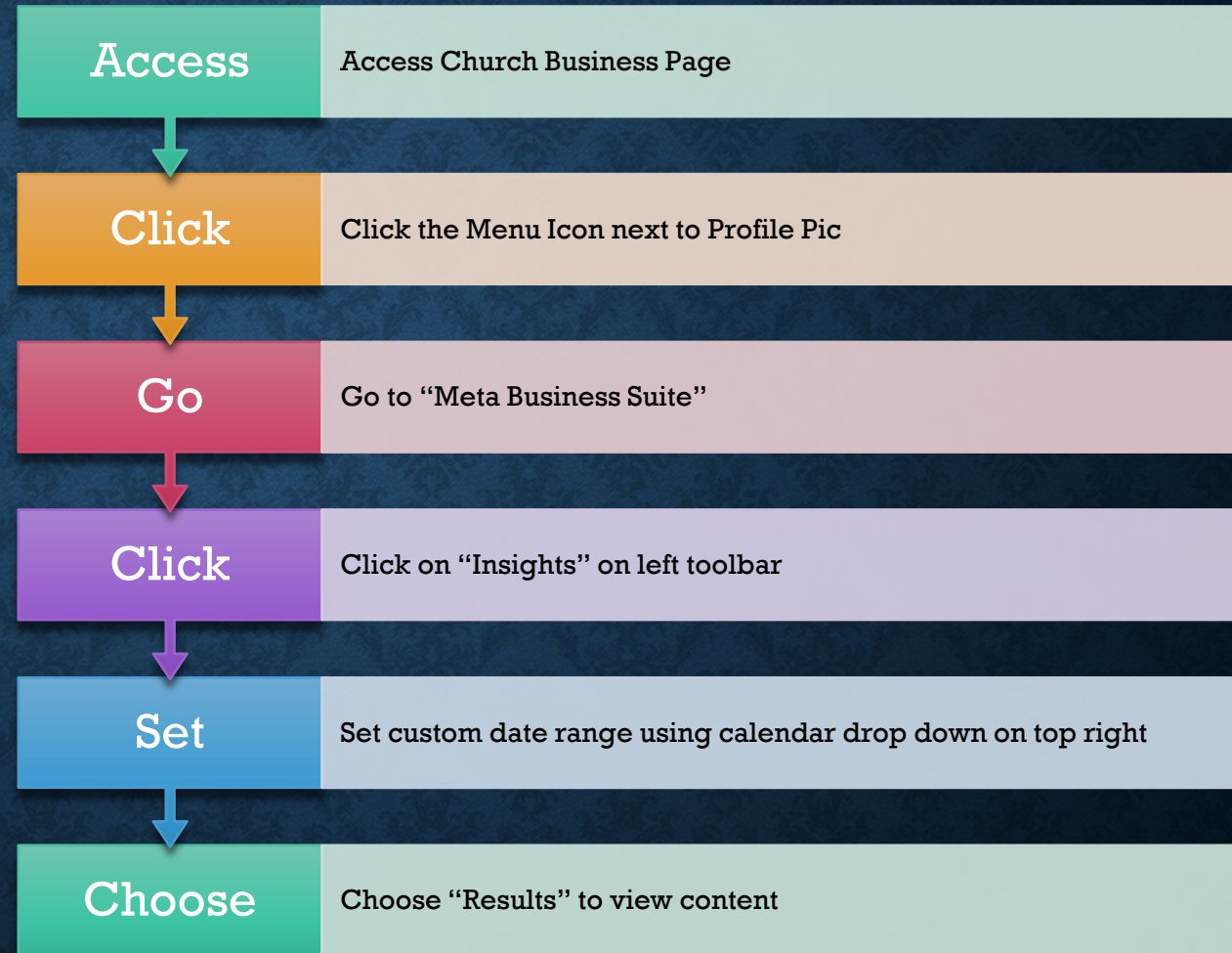
Services per week? Average views per week?

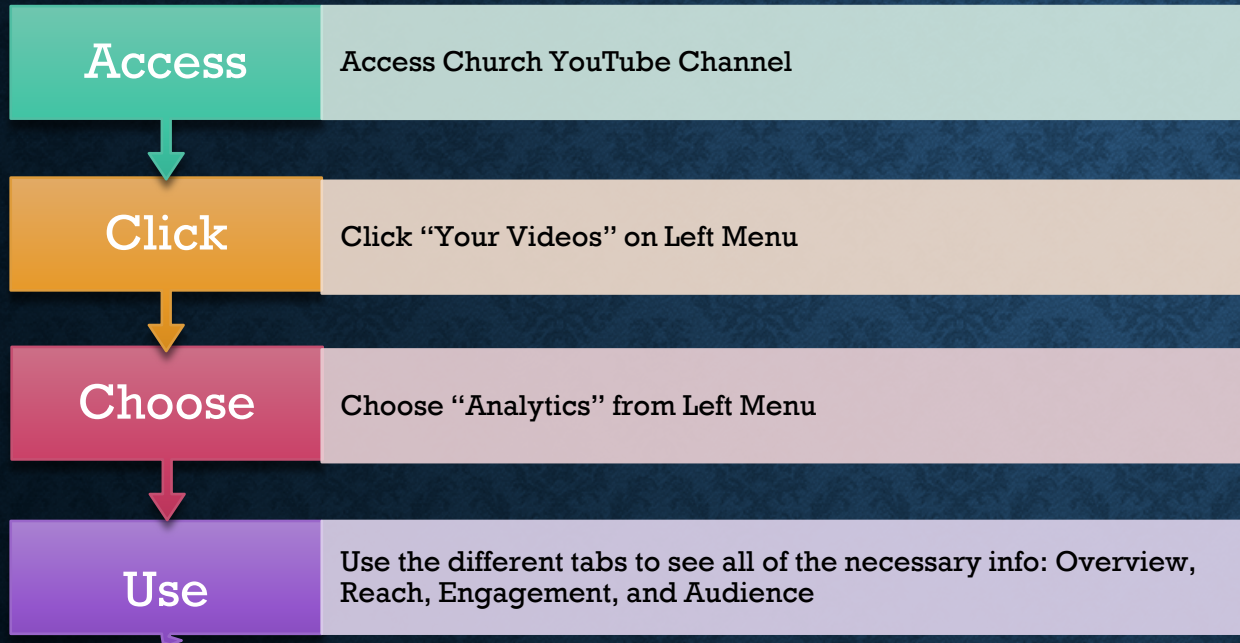
12 Month Audience Reach? Avg concurrent viewers?

When did you launch your first service (month/year)

FACEBOOK ANALYTICS CHANGES

STEPS FOR ACCESSING FACEBOOK METRICS





STEPS FOR ACCESSING YOUTUBE METRICS



THANK YOU